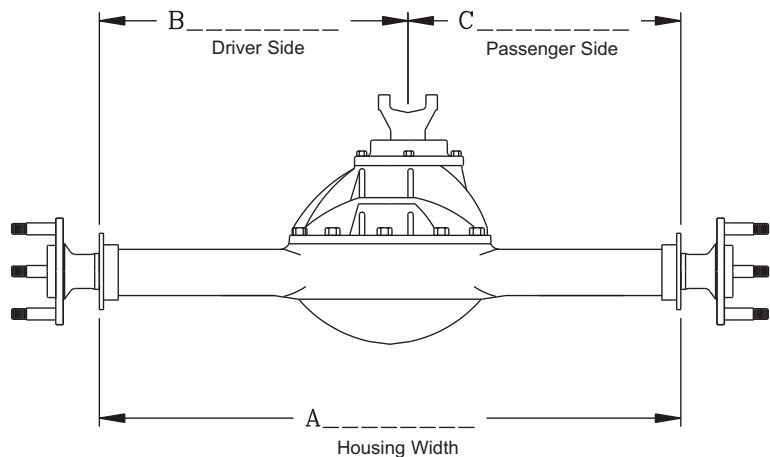


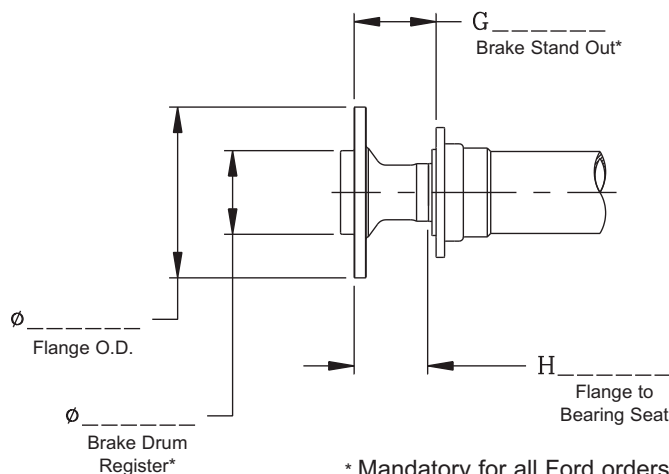
Mark Williams Axle Order Form

Name _____ Date ____ / ____ / ____
 Address _____ Home Phone (____) _____
 Address _____ Work Phone (____) _____
 City _____ State ____ Zip _____ Email _____

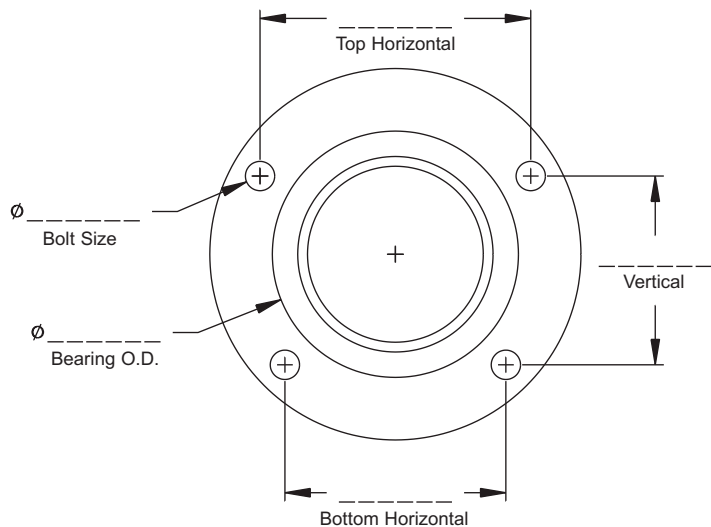
Housing Dimensions



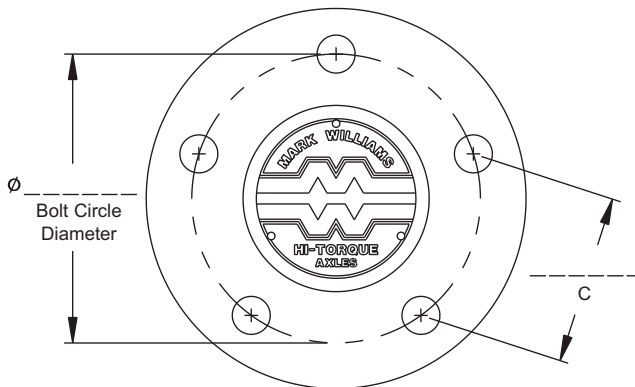
Axle Flange Dimensions



Housing End Flange



Bolt Pattern Dimension



Bolt Circle	C
4-1/2"	2.645"
4-3/4"	2.792"
5"	2.939"
5-1/2"	3.233"

Axle Flange and Housing End Information

End Make _____ MW # _____
 Brakes: Disc Kit # _____ Drum
 Stud Threads: 5/8-18 1/2-20 Both
 Bearing O.D. _____ Bearing I.D. _____

Spline Information

Make _____ # of Splines _____
 Pitch _____ Pressure Angle ____ deg.
 Spool MW # _____ Posi Open

Parts to be Included with this order

- [] Axles P/N _____ [] Spool P/N _____
 [] Wheel Beings _____ [] Retainers P/N _____
 [] Wheel Studs _____ [] Housing Ends _____
 [] Install Bearings [] Not Installed